

First throw the switch in the office (for the door phone) to external□

Go outside to the wall phone.□

At the wall phone, Dial 740 (FAST) or line will divert !!□

If you can not cancel the diversion, you may need more time so see bottom of this sheet.

P


3.2 DPT Features

Pickup Dialing (Hot Line)

Allows you to make an outgoing call by going off-hook.

TD816	TD1232		
✓	✓		
DPT (72**)			
20	30	35	50
✓	✓	✓	✓

Programming the phone number



1. Lift the **handset**

2. Dial the **feature number** (74) and **2**.

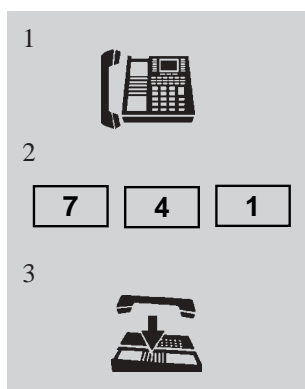
3. Dial the **phone number** and #.

- You hear confirmation tone and then dial tone.

4. **Hang up**

For example, 74 2 0 0418 84 6868 # (you need the first 0 for a line out)

Setting



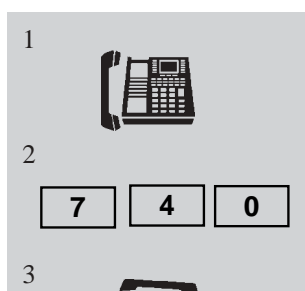
1. Lift the **handset**

2. Dial the **feature number** (74) and **1**.

- You hear confirmation tone and then dial tone.

3. **Hang up**

Cancelling



1. Lift the **handset**

2. Dial the **feature number** (74) and **0**.

- You hear confirmation tone and then dial tone.

3. **Hang up**

HOW TO EXTEND THE HOTLINE TIME TO BE ABLE TO TURN IT OFF (using 740)□

From the main handset: Press Program then * then # then dial 1234 (you are now in program mode)□

Sys-Pgm No? is 204 (hot line waiting time) so dial 204 then hit ENTER, the time to start the diversion is displayed, say it is

01 sec, chang it to say 10, then press STORE (Auto dial key)□

To get out of program mode just pick up the handset then drop it down again.□

DO NOT FORGET TO CHANGE THIS BACK AFTER YOU PROGRAM IN THE NUMBER IN STEP 1 !!□

Scott Layton, Delta Communications (02) 6884 6868 or 0418 84 6868